

Semi-Supervised Domain Adaptation with Non-Parametric Copulas

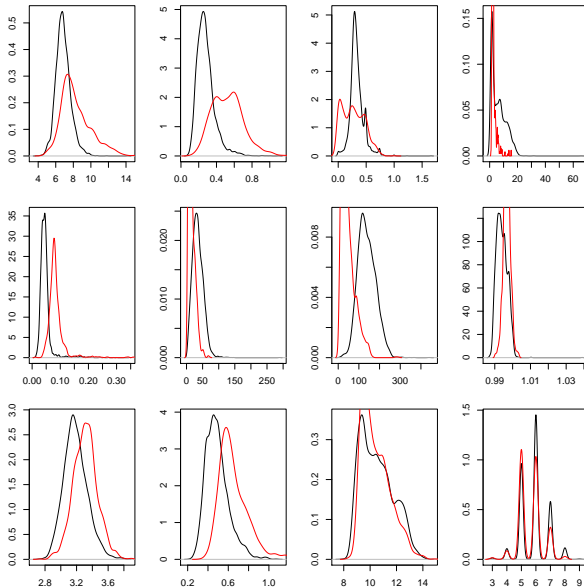
D. Lopez-Paz¹, J. M. Hernández-Lobato², B. Schölkopf¹

Poster TU11, NIPS 2012, Lake Tahoe

¹Max Planck Institute for Intelligent Systems

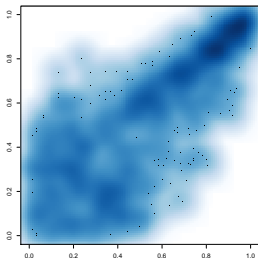
²Cambridge University

Marginal Distributions for the Wine Quality Problem

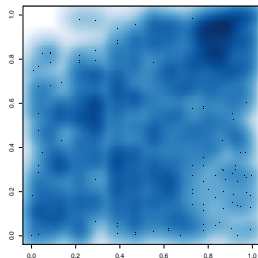


Some Pair-wise Interactions for the Wine Quality Problem

Interaction between `residual_sugar` and `density`:



White Wine



Red Wine

This plotted interactions are formally called copulas.

Vine Distributions for Domain Adaptation

$$p(\mathbf{x}) = \prod_{i=1}^d p_i(x_i) \prod_{i=1}^{d-1} \prod_{e(j,k) \in E_i} c_{jk|D(e)}(P_{j|D(e)}(x_{j|D(e)}), P_{k|D(e)}(x_{k|D(e)}))$$

This models allow to:

- 1 Independently **explore changes** in each factor accross domains.
- 2 Use unlabeled data to improve the estimation of the factors that do not depend on the target variable.

In this work, we propose the **non-parametric regular vine distribution**.

Dataset	Wine	Sarcos	Rocks-Mines	Hill-Valleys	Axis-Slice	Isolet
No. of variables	12	21	60	100	386	617
GP-Source	0.86 ± 0.02	1.80 ± 0.04	0.90 ± 0.01	1.00 ± 0.00	1.52 ± 0.02	1.59 ± 0.02
GP-All	0.83 ± 0.03	1.69 ± 0.04	1.10 ± 0.08	0.87 ± 0.06	1.27 ± 0.07	1.58 ± 0.02
Daume	0.97 ± 0.03	0.88 ± 0.02	0.72 ± 0.09	0.99 ± 0.03	0.95 ± 0.02	0.99 ± 0.00
SSL-Daume	0.82 ± 0.05	0.74 ± 0.08	0.59 ± 0.07	0.82 ± 0.07	0.65 ± 0.04	0.64 ± 0.02
ATGP	0.86 ± 0.08	0.79 ± 0.07	0.56 ± 0.10	0.15 ± 0.07	1.00 ± 0.01	1.00 ± 0.00
KMM	1.03 ± 0.01	1.00 ± 0.00	1.00 ± 0.00	1.00 ± 0.00	1.00 ± 0.00	1.00 ± 0.00
KuLSIF	0.91 ± 0.08	1.67 ± 0.06	0.65 ± 0.10	0.80 ± 0.11	0.98 ± 0.07	0.58 ± 0.02
NPRV	0.73 ± 0.07	0.61 ± 0.10	0.72 ± 0.13	0.15 ± 0.07	0.38 ± 0.07	0.46 ± 0.09
UNPRV	0.76 ± 0.06	0.62 ± 0.13	0.72 ± 0.15	0.19 ± 0.09	0.37 ± 0.07	0.42 ± 0.04